



SBI Opportunity Index

International Equity Index Series



About the Index

The Opportunity Index is composed of all active mutual funds primarily pursuing an Opportunity strategy in a particular asset class.

Opportunity managers focus on unique opportunities that may exist for a small number of stocks or at different points in time. This strategy may involve combining stocks and derivatives and may also involve use of considerable leverage. Many hedge fund managers employ the same types of sophisticated trading strategies as Opportunity managers.

The Opportunity Index is an ideal benchmark for Opportunity mutual funds and provides an appropriate strategy-based measure of performance and volatility.

Index Methodology

Criteria for Index Inclusion

In order for a mutual fund to be included in a particular SBI Strategy Index, it must be an active open-end mutual fund with a stated investment strategy. Athenainvest's Strategy Identification Process excludes Index Funds, ETF's, Asset Allocation, Life Cycle, and other passively managed or mixed-asset class funds from the SBI Strategy Indices. More information about Athenainvest's Strategy Identification Process can be found at www.athenainvest.com.

The underlying composition of mutual funds in a particular SBI Strategy Index changes when new funds pursuing that strategy are identified. The equity holdings of the mutual funds change over time, and Athenainvest does not control for the composition or characteristics of the securities that make up SBI Strategy Indices, including sector weighting, market capitalization, or other stock characteristics.

Criteria for Index Removal

Once a mutual fund is strategy identified and becomes part of a particular SBI Strategy Index, there are only two reasons for removal:

- 1) The fund's stated investment strategy changes and as a result it is identified as pursuing a different strategy in which case it will be included going forward in its new strategy, or
- 2) The fund closes.

About SBI Strategy Indices

Strategy Based Investing (SBI) Strategy Indices are benchmarks created specifically to help investors determine the investment strategy being pursued by active equity managers.

The SBI Strategy Indices are comprised of all open-end active mutual funds pursuing a stated investment strategy. The Equity Strategies, their definitions, and Athenainvest's SBI Methodology can be found on the web at:

www.athenainvest.com.

Unlike traditional benchmarks, SBI Strategy Index composition is not determined by an index committee but by active equity managers' stated investment strategy, which can be found in the funds' prospectuses.

Identifying and categorizing managers by their investment strategy leads to more meaningful peer groups within the equity universe.

Athenainvest maintains and publishes 10 SBI US Equity Strategy Indices and 10 SBI International Equity Strategy Indices.

Monthly returns for each of the 20 SBI Strategy Indices are calculated as a simple average of the monthly across share class fund returns in that strategy. Returns are net of all automatically deducted fees including management fees, administration fees, 12b1, trading costs, and other fees.

Jul 31, 2010

strategy based investing




ATHENA INVEST™

7730 East Belleview Avenue
Suite AG-12
Greenwood Village, CO 80111

(877) 430-5675

support@athenainvest.com
<http://www.athenainvest.com>

Index Coverage

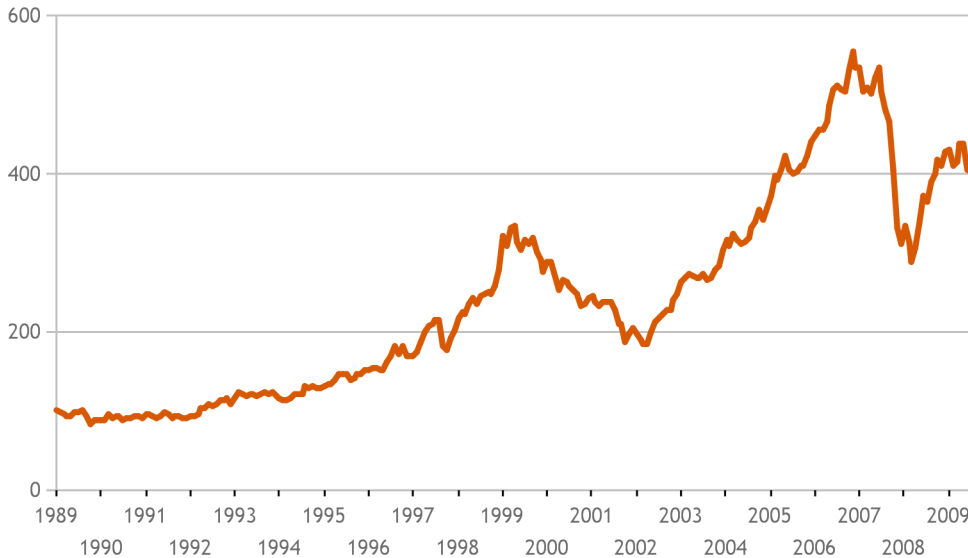


Index Composition

No. of Funds	48
Unique Funds	13
Avg AUM (\$M)	77
Largest Fund (\$M)	1,836

Index Levels Since Inception

— Base on 12/1/1989: 100 | Current Level: 425



Index Performance

Period	Return	Rank
1 Month	5.84	10
3 Month	-3.00	5
6 Month	3.71	5
YTD	-1.33	5
1 Year	9.08	8
3 Yr Ann	-5.70	2
5 Yr Ann	5.03	3
10 Yr Ann	3.19	6

Period	Std Dev	Rank
3 Year	21.27	1
5 Year	17.88	1

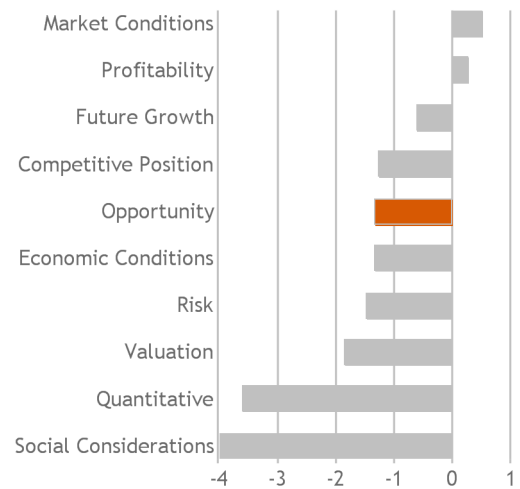
Sector Allocation

Top 10 Holdings

YTD Strategy Index Return Comparison

Sector	Weight	Company	Weight
Cons. Discr.	14.3	Sanofi Aventis	2.54
Cons. Stpls.	3.3	Barrick Gold Corporation	2.18
Energy	6.6	British Sky Broadcasting Group	2.14
Financials	18.5	Vodafone Group PLC	1.96
Health Care	6.6	Roche Holdings Limited	1.89
Industrials	19.8	TNT NV	1.76
Materials	12.6	Siemens AG	1.71
Technology	3.1	Daimler AG	1.66
Telecom	8.2	Hutchison Whampoa Limited	1.64
Utilities	6.8	Standard Chartered	1.63

International Equity Actively Managed Strategies



AthenInvest does not guarantee the completeness or accuracy of the information contained herein. None of the information constitutes an offer to buy or sell any security, financial product or trading strategy. Past performance does not guarantee future performance. AthenInvest disclaims all express or implied warranties in regards to any content contained herein or in connection thereof.